

COPY

RESOLUTION NO. 23-2019

A RESOLUTION BY THE COUNCIL OF THE CITY OF NEW PHILADELPHIA, OHIO TO AUTHORIZE THE SERVICE DIRECTOR TO INCREASE WATER AND SEWER RATES CHARGED BY THE CITY OF NEW PHILADELPHIA COMMENCING JANUARY 1, 2020, AND DECLARING AN EMERGENCY.

WHEREAS, Resolution 32-2005 requires the Service Director to submit to the City Council all changes in water and sewer rates for review and consent prior to adoption; and

WHEREAS, to maintain operation and maintenance expenses, debt services and other foreseeable costs for capital improvements, the recommendation for increase in water and sewer rates has been made.

NOW, THEREFORE BE IT RESOLVED BY THE COUNCIL OF THE CITY OF NEW PHILADELPHIA, OHIO AS FOLLOWS:


SECTION 1. The Service Director is authorized effective January 1, 2020 to increase water bills in accordance with attached Alternative 3 Proposed Water Rate (See attached marked as Exhibit A.)

SECTION 2. The Service Director is authorized effective January 1, 2020 to increase sanitary sewer bills in accordance with attached Alternative 3 Proposed Sewer Rate (See attached Marked as Exhibit A.) This increase will be reflected beginning with the February 2020 billing cycle and continuing thereafter.


SECTION 3. This Resolution is hereby declared to be an emergency measure and its immediate passage is necessary in order to preserve, protect and maintain the health, safety and welfare of the citizens of the City of New Philadelphia, Ohio.

SECTION 4. This resolution shall take effect immediately upon its passage and approval.


PASSED: December 9, 2019


SAM HITCHCOCK
PRESIDENT OF COUNCIL

ATTEST:


JULIE COURTRIGHT
CLERK OF COUNCIL

APPROVED:


MAYOR JOEL B. DAY

SPONSORED BY: SAFETY, HEALTH & SERVICE COMMITTEE

City of New Philadelphia Water Department

Usage cu.ft	Current Rates	Proposed 12.00% increase		Proposed 3.50% over 5 yrs (2021-2025)					
		2020	2021	2022	2023	2024	2025		
0	14.15	12.00%	15.85	3.50%	16.45	17.05	17.70	18.40	19.10
100	14.15	12.00%	15.85	3.50%	16.45	17.05	17.70	18.40	19.10
200	14.15	12.00%	15.85	3.50%	16.45	17.05	17.70	18.40	19.10
300	14.15	12.00%	15.85	3.50%	16.45	17.05	17.70	18.40	19.10
400	14.15	12.00%	15.85	3.50%	16.45	17.05	17.70	18.40	19.10
			1.70		0.60	0.60	0.65	0.70	0.70

City of New Philadelphia Wastewater Department

Usage cu.ft	Current Rates	Proposed 12.00% increase		Proposed 3.50% over 5 yrs (2021-2025)					
		2020	2021	2022	2023	2024	2025		
0	15.25	12.00%	17.10	3.50%	17.70	18.30	19.00	19.70	20.40
100	15.25	12.00%	17.10	3.50%	17.70	18.30	19.00	19.70	20.40
200	15.25	12.00%	17.10	3.50%	17.70	18.30	19.00	19.70	20.40
300	15.25	12.00%	17.10	3.50%	17.70	18.30	19.00	19.70	20.40
400	15.25	12.00%	17.10	3.50%	17.70	18.30	19.00	19.70	20.40
			1.85		0.60	0.60	0.70	0.70	0.70

These Rates, (current & proposed) represent approximately 60% of the City's users.

The increase for Water & Sewer bills will be \$3.55 @ month initially then \$1.20 - \$1.40 @ month through the proposed increase.

City of New Philadelphia Water Department

Proposed Rate Increase 2020 thru 2025

<u>Current Rate Ranges</u>		2020		2021	2022	2023	2024	2025
100 cu/ft								
0 - 4.29	14.15 minimum	0.40	15.85 minimum	16.45 minimum	17.05 minimum	17.70 minimum	18.40 minimum	19.10 minimum
0 - 5	3.30	0.40	3.70	3.83	3.96	4.10	4.24	4.39
5 - 20	2.90	0.35	3.25	3.36	3.48	3.60	3.73	3.86
20 - 50	2.75	0.33	3.08	3.19	3.30	3.41	3.53	3.66
50 - 100	2.55	0.31	2.86	2.96	3.06	3.17	3.28	3.39
100 - 150	2.45	0.29	2.74	2.84	2.94	3.04	3.15	3.26
150 - 350	2.25	0.27	2.52	2.61	2.70	2.79	2.89	2.99
350 +	2.20	0.26	2.46	2.55	2.64	2.73	2.83	2.93

City of New Philadelphia Water Department

(OUTSIDE) Proposed Rate Increase 2020 thru 2025

<u>Current Rate Ranges</u>		2020		2021	2022	2023	2024	2025	
100 cu/ft									
0 - 4.29	28.30 minimum	31.70 minimum		32.90 minimum	34.10 minimum	35.40 minimum	36.80 minimum	38.20 minimum	
0 - 5	6.60	0.79	7.40	0.035	7.66	7.92	8.20	8.48	8.78
5 - 20	5.80	0.70	6.50	0.035	6.72	6.96	7.20	7.46	7.72
20 - 50	5.50	0.66	6.16	0.035	6.38	6.60	6.82	7.06	7.32
50 - 100	5.10	0.61	5.72	0.035	5.92	6.12	6.34	6.56	6.78
100 - 150	4.90	0.59	5.48	0.035	5.68	5.88	6.08	6.30	6.52
150 - 350	4.50	0.54	5.04	0.035	5.22	5.40	5.58	5.78	5.98
350 +	4.40	0.53	4.92	0.035	5.10	5.28	5.46	5.66	5.86
					16.45	17.05	17.70	18.40	19.10

City of New Philadelphia Wastewater Department

Proposed Rate Increase 2020 thru 2025

<u>Current Rate Ranges</u>														
		2020			2021		2022		2023		2024		2025	
100 cu/ft		17.10 minimum			17.70 minimum		18.30 minimum		19.00 minimum		19.70 minimum		20.40 minimum	
0 - 4.42	15.25 minimum	0.41	3.86	0.035	4.00	4.14	4.28	4.43	4.59					
0 - 5	3.45	0.36	3.36	0.035	3.48	3.60	3.73	3.86	3.99					
5 - 20	3.00	0.34	3.19	0.035	3.30	3.42	3.54	3.66	3.79					
20 - 50	2.85	0.31	2.86	0.035	2.96	3.06	3.17	3.28	3.39					
50 - 100	2.55	0.29	2.74	0.035	2.84	2.94	3.04	3.15	3.26					
100 - 150	2.45	0.28	2.58	0.035	2.67	2.76	2.86	2.96	3.06					
150 - 350	2.30	0.27	2.52	0.035	2.61	2.70	2.79	2.89	2.99					
350 +	2.25													

City of New Philadelphia Wastewater Department

(OUTSIDE) Proposed Rate Increase 2020 thru 2025

<u>Current Rate Ranges</u>		2020		2021	2022	2023	2024	2025
100 cu/ft								
0 - 4.42	30.50 minimum	34.20 minimum		35.40 minimum	36.60 minimum	38.00 minimum	39.20 minimum	40.60 minimum
0 - 5	6.90	0.83	7.72	8.00	8.28	8.56	8.86	9.18
5 - 20	6.00	0.72	6.72	6.96	7.20	7.46	7.72	7.98
20 - 50	5.70	0.68	6.38	6.60	6.84	7.08	7.32	7.58
50 - 100	5.10	0.61	5.72	5.92	6.12	6.34	6.56	6.78
100 - 150	4.90	0.59	5.48	5.68	5.88	6.08	6.30	6.52
150 - 350	4.60	0.55	5.16	5.34	5.52	5.72	5.92	6.12
350 +	4.50	0.54	5.04	5.22	5.40	5.58	5.78	5.98
				17.70	18.30	19.00	19.60	20.30